




6th Grade

Maria José Hidalgo

Week 25
From Monday
19th to Friday
23th of October

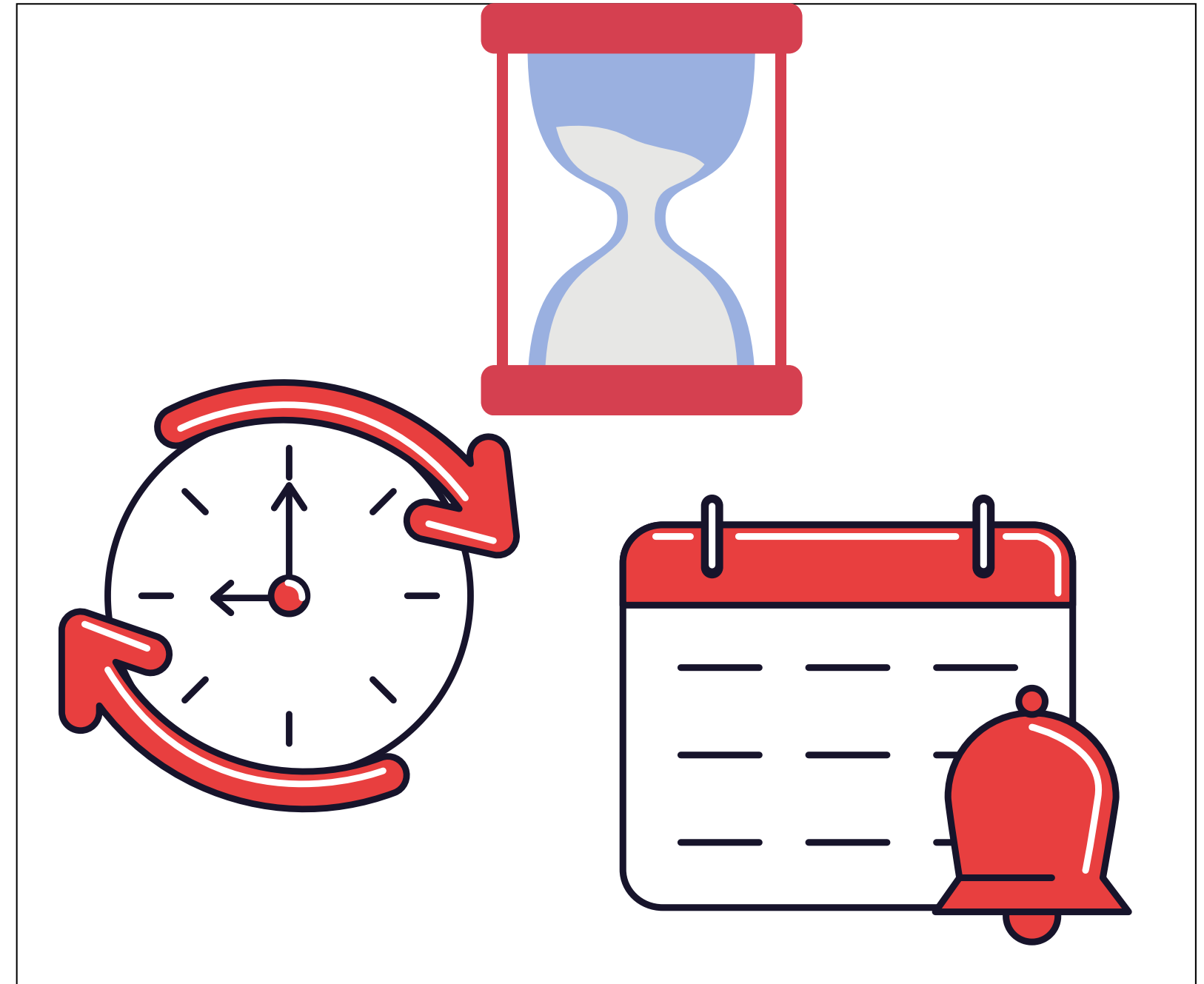


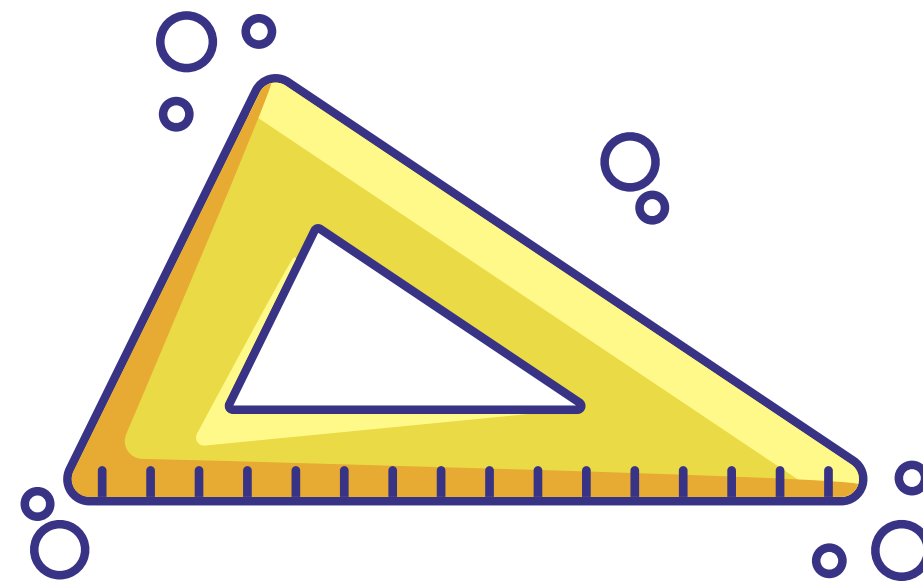


Objective of the class

Prepositions of time

When do we use prepositions of time





Rules for the class

1

Al momento de iniciar la clase busca un lugar cómodo para trabajar

3

Respetar los turnos para hablar

2

Mantener silenciado tu micrófono

4


No comer durante la clase



Guide work

Steps for the work

- 1) We are going to see some prepositions of time and it's meaning
- 2) We are going to read the text and complete with the correct.
- 3) Choose the correct preposition of time and complete.
- 4) The homework in which you have to complete the exit ticket to finish the class.






Prepositions of time

When do we use the prepositions of time?

We use different prepositions for different time words. We use **"in"** for months and years, **"on"** for dates and **"at"** for times.





Read the following text

Find the preposition and write them in the boxes



Today is my birthday! I was born in 2005, on the 7th of July, at 2 o'clock in the morning! On my birthday I always open my presents at breakfast time. In July we always visit my grandparents and on the last day at midnight my dad lights some fireworks outside – very carefully of course!

in								
----	--	--	--	--	--	--	--	--



Write these time words in the correct group

1999	midday	2018	my birthday
Friday	4 o'clock	November	half past one
New Year's Day	the 3 rd of May	March	bedtime

in	on	at
1999		

It's time to do the
homework!

6th Grade Homework

Use the prepositions
of time

**Write the
correct
preposition of
time**

- 1) My birthday is _____ November
- 2) I normally wake up _____ 8 o'clock
- 3) _____ Tuesdays play tennis.
- 4) _____ Christmas day I love opening presents.

1

Click the More tab in the editor side panel.

2

Select the Emoji or GIPHY app.

3

Browse and click the Emoji or GIF you want to use.

Copy a sticky note, then write your thoughts.

Copy a sticky note, then write your thoughts.

Copy a sticky note, then write your thoughts.



THANK
YOU

Have a
great day
ahead.

