



Inglés

Miss Carolina Pinto

Semana 32		Clase	
Curso	Cuarto básico	17	Semana 32 del 23-11 al 27-11
OA	6. Leer y demostrar comprensión de textos como cuentos, rimas, chants, canciones, invitaciones, tarjetas de saludo, menús, instrucciones, diálogos y textos informativos, en formato digital o impreso. 13. Escribir (por ejemplo: completar o responder preguntas), de acuerdo a un modelo y con apoyo de imágenes y vocabulario dado, textos tales como oraciones, invitaciones, emails y diálogos de tres o cuatro intercambios acerca de temas conocidos o de otras asignaturas.		
Objetivo de la clase	Practicar con vocabulario sobre medios de transporte y recordar adjetivos		
Actitudinal	Demostrar valoración e interés por conocer su propio contexto y realidad, ampliando el conocimiento de su entorno		
Contenidos	Vocabulario sobre medios de transporte/Adjetivos		
Recursos	Presentación ppt, cuaderno, goma de borrar, lápiz grafito, internet y dispositivo para conexión		
Entrega de material	Hasta el martes 01 de diciembre		

NORMAS DE LA CLASE

- BUSCAR UN LUGAR TRANQUILO
- TENER TODOS MATERIALES A MANO
- MANTENER SILENCIADO EL MICRÓFONO
- PEDIR LA PALABRA PARA OPINAR.
- ESPERAR TU TURNO PARA PARTICIPAR.
- USO DEL CHAT SÓLO CONSULTAS DE LA CLASE.
- **RESPETARNOS** Y ESCUCHARNOS.



Learning path for today's class



To understand the learning path.
To complete the entrance ticket

To watch, listen and to repeat the video about Means of Transportation

To practice vocabulary about means of transportation through different activities.
To remember some adjectives.

To describe some means of transportation

To answer the EXIT TICKET

NEXT CLASS

Objective:

Practicar con vocabulario sobre medios de transporte y recordar adjetivos



ENTRANCE TICKET

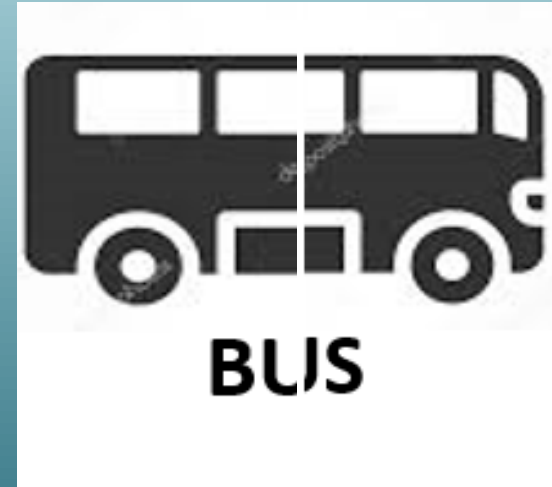
INSTRUCTIONS

LOOK AT THE PICTURES AND WORDS. (Mira las imágenes y palabras)

DRAW THE MISSING PICTURE AND WRITE THE MISSING LETTERS. (Dibuja lo que falta de la imagen y escribe las letras que faltan)



ENTRANCE TICKET / WEEK 32 / 4th GRADE



Means of Transportation



Listen to the video,
write the number in the order you listen
the means of transportation next to
the correct word.

a.- train 1

f.- helicopter _____

b.- plane _____

g.- bus _____

c.- truck _____

h.- ship _____

d.- bicycle _____

i.- car _____

e.- van _____

j.- tractor _____

Let's play a guessing game
with **Means of Transportation**
vocabulary

www.Games4esl.com

Let's match the word with the correct picture


It's a TRUCK

1




It's a VAN

2



It's a PLANE

3



It's a SHIP

4



It's a TRACTOR

5



Let's remember some adjectives




The bicycle is **SMALL**

The **TRUCK** is **BIG**

Describing means of transportation

Example:



This is a **CAR** . (means of transportation)

It is **BIG** . (tamaño)

It is **BLACK** . (color)


Let's describe some
means of transportation



This is a _____ . (means of transportation)

It is _____ . (tamaño)

It is _____ . (color)



This is a _____. (means of transportation)

It is _____. (tamaño)


It is _____. (color)



This is a _____. (means of transportation)

It is _____. (tamaño)

It is _____. (color)



This is a _____ . (means of transportation)

It is _____ . (tamaño)

It is _____ . (color)



This is a _____ . (means of transportation)

It is _____ . (tamaño)

It is _____ . (color)



This is a _____ . (means of transportation)

It is _____ . (tamaño)

It is _____ . (color)

Al terminar la tarea (HOMEWORK) debes enviarla a mi correo carolina.pinto@colegio-mansodevelasco.cl o al celular +569 5387 8717

EXIT TICKET

INSTRUCTIONS

LOOK AT THE MEAN OF TRANSPORTATION. (Mira el medio de transporte)

WRITE A DESCRIPTION IN ENGLISH AS THE ONES WE WORKED DURING THE CLASS.
(Escribe una descripción en inglés como las que trabajamos en clases)



EXIT TICKET / WEEK 32 / 4th GRADE

NAME: _____ DATE: _____ / 11 / 2020

This is a _____.
(means of transportation)

It is _____. (tamaño)

It is _____. (color)



What did we do today?

Were you able to remember the vocabulary?
How? What did you do?

What part of the class was difficult?

What part of the class did you like?

