



1. Complete the sentences with the name of each teacher.

- I have a music teacher, their name is _____
- I have an English teacher, their name is _____
- My head teacher's name is _____
- The principal at my school is _____
- I know the name of three different people who work in my school, they are
_____, _____ and







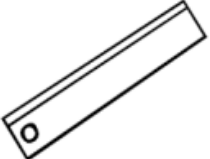








2. Color the item with the provided information

My first day at school.

For this year my brown *school bag* is full of amazing things to study. I have a blue *rubber*, a red *notebook* that is so pretty, a yellow *pen* that helps me write my name. My grey *scissors* are so sharp that I can only use them with my teacher. When I use my scissors, I also use the green *glue* that looks weird. To write on the white *blackboard*, we use some blue *chalk*.

Every one of my classmates has a brown *desk* and a red *chair*, and when our purple *pencil* does not work, we use the grey *sharpener*.

classroom objects

blackboard 	notebook 	pen 	school bag 	scissors 
rubber 	ruler 	pencil case 	book 	glue 
pencil 	sharpener 	chalk 	desk 	chair 

3. Color the umbrellas according to the word inside.



FOR QUESTIONS AND DOUBTS, PLEASE WRITE TO pau.mb.bustos@gmail.com
(IF NECESSARY, ADD PICTURES AS EVIDENCE OF YOUR WORK)
I WILL GLADLY HELP YOU AND ANSWER YOUR QUESTIONS.
BE SAFE AND WASH YOUR HANDS!

Si tienes preguntas o dudas, por favor escribe al correo señalado anteriormente
(puedes adjuntar fotos de tu trabajo como evidencia del progreso)
Te ayudare y responderé tus preguntas felizmente.
Cúdense y laven sus manos!

